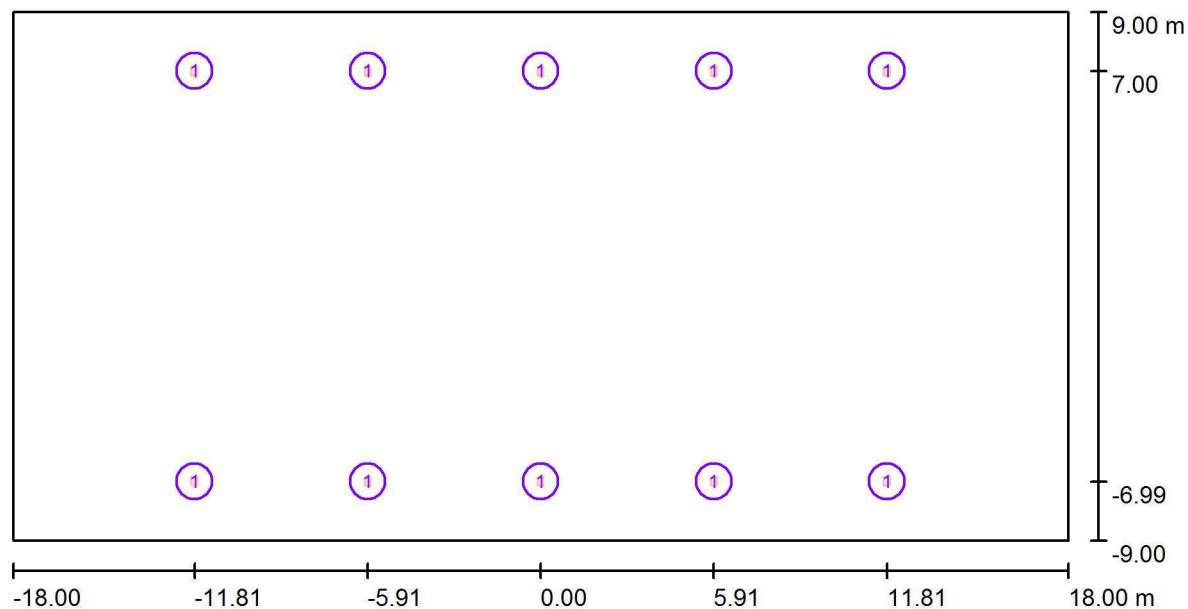


Redattore  
Telefono  
Fax  
e-Mail

### Scena esterna 1 / Lampade (planimetria)



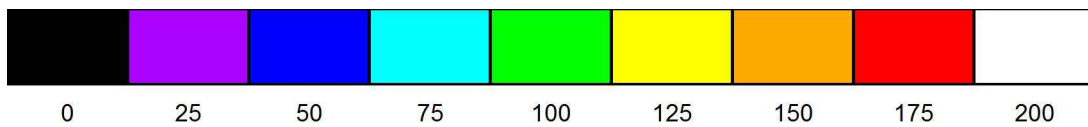
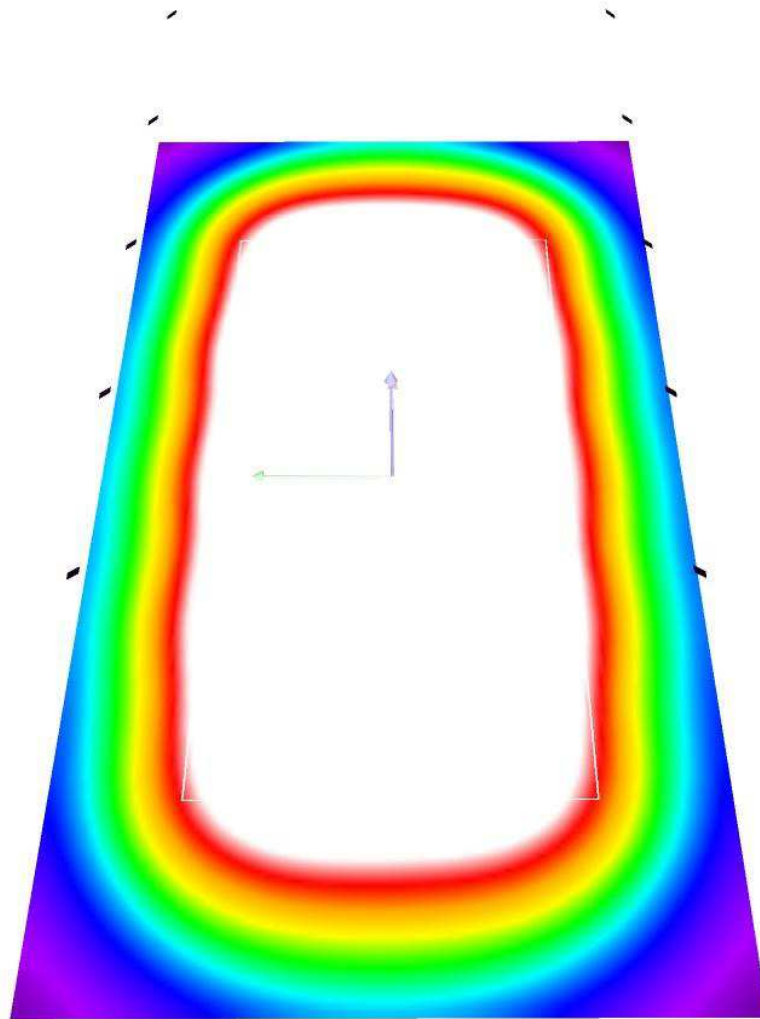
Scala 1 : 258

#### Distinta lampade

No.	Pezzo	Denominazione
1	10	Reita Technology 1 RT-BLLF150WB-60jã

Redattore  
Telefono  
Fax  
e-Mail

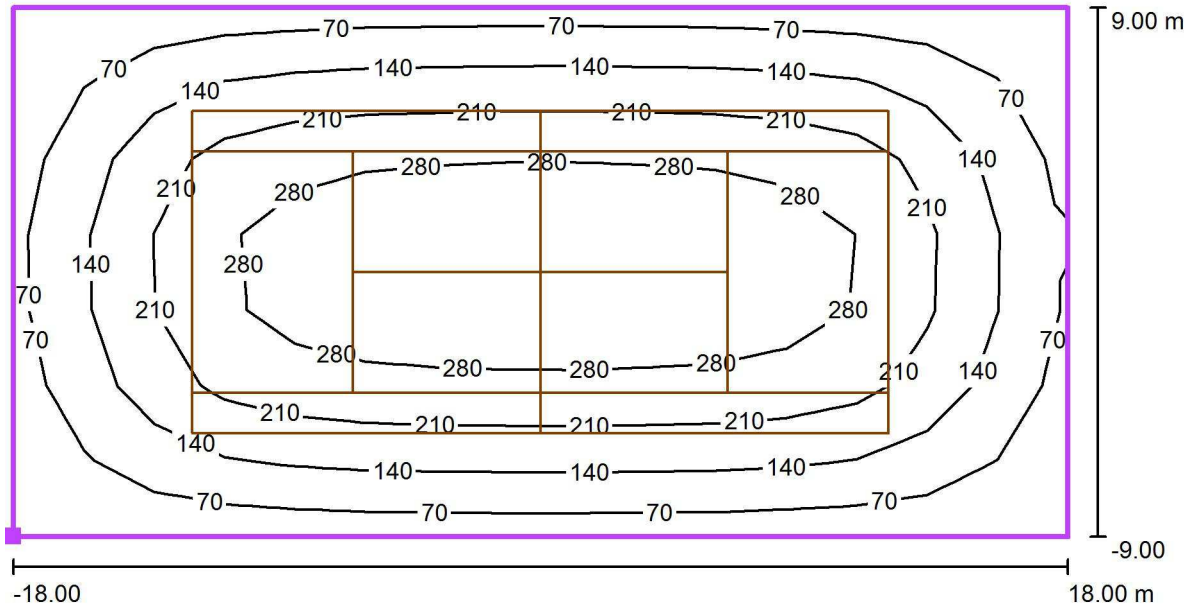
**Scena esterna 1 / Rendering colori sfalsati**



lx

Redattore  
 Telefono  
 Fax  
 e-Mail

**Scena esterna 1 / Tennis 1 griglia di calcolo (PA) / Isolinee (E, perpendicolare)**



Valori in Lux, Scala 1 : 258

Posizione della superficie nella  
 scena esterna:  
 Punto contrassegnato: (-18.000 m, -  
 9.000 m, 0.000 m)



Reticolo: 15 x 7 Punti

$E_m$  [lx]  
 185

$E_{min}$  [lx]  
 28

$E_{max}$  [lx]  
 336

$E_{min} / E_m$   
 0.15

$E_{min} / E_{max}$   
 0.08